

VARIANT[®] CARE

Hinge systems to satisfy the most stringent requirements in health care facilities



THE SOLUTION FOR RETAINING THE CLEARANCE WIDTHS OF THE FRAME

Safety, efficiency and practicability are terms which play a major role in planning health care facilities. Whether this involves a care home, hospital or rehabilitation clinic: today the requirements placed on function, quality and design are more stringent than ever.

INDIVIDUALLY ADAPTED AND PERFECTLY COORDINATED

With specially manufactured hinge systems, planned frame dimensions are transformed into real clearance widths because the door can be completely opened with a 90° angle to the frame passage. This makes it easier to move beds, wheelchairs and apparatuses without any problems, and optimises logistics within the hospital passageways.

Hinges from the VARIANT Care programme are available for door leaf thicknesses from 40 to 70 mm.

SPECIAL SOLUTIONS FOR THE HEALTH SECTOR

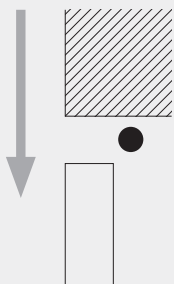
In this sector precise agreement and coordination with SIMONSWERK is necessary. The door symmetries and geometries are decisive for choosing the right hinge system, which ultimately should guarantee trouble-free functioning.

Contact us!

IN COMPARISON

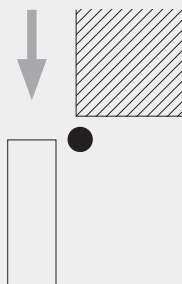
VARIANT® Care

The planned frame dimension is transformed into a real clearance width, which makes movement easier.



Standard version

The raised edge in the door entrance hinders trouble-free movement.

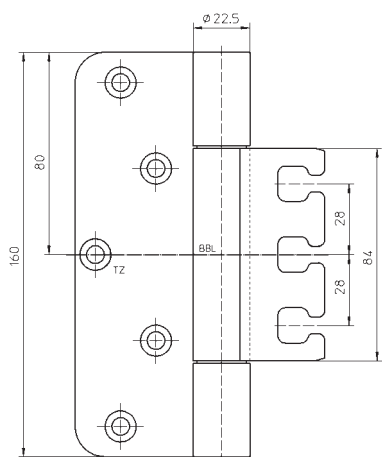


VISIT OUR PRODUCTSELECTOR

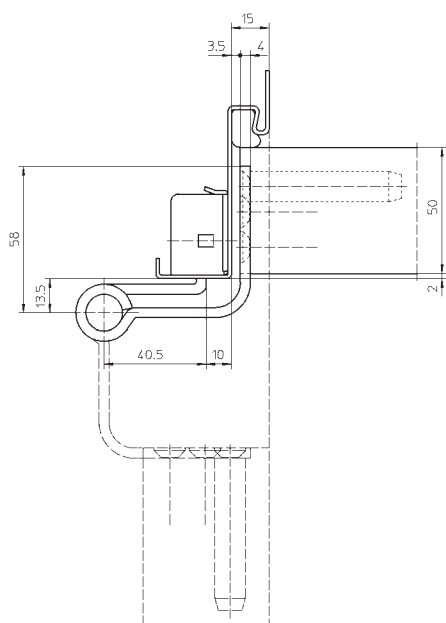
At www.simonswerk.com you will find exact details and precise product descriptions, which will make it easier for you – as manufacturer, distributor, specifier and planner – to choose the right hinge system.



VARIANT® VX



e.g. VX 7749/160-4/50 Care
Door leaf thickness 50 mm



e.g. VX 7749/160-4/50 Care
Door leaf thickness 50 mm

VX 7749/160-4 Care

for unrebated heavy duty doors in health care facilities

Door hinge	unrebated	up to 100 kg
------------	-----------	--------------

Product characteristics

- for unrebated heavy duty doors in health care facilities
- free accessibility thanks to full frame opening
- for wooden, steel and aluminium frames
- for 3D adjustable receivers VARIANT VX

Technical data

Load capacity	i two hinges per door leaf (1x2 m)	100,0 kg
Knuckle length		160,0 mm
Knuckle diameter		22,5 mm
Material thickness		4,0 mm
Cutter diameter		24,0 mm
Screws		6,0x50,0 mm
Opening angle		180°

Finish

Satin stainless steel, additional finishes upon request

Combination

Receiver	Block frame	VX 7531 3D
	Casing frame	VX 7532 3D
	Blind frame	VX 7535 3D
	Steel frame	VX 7611 3D
		VX 7612 3D
	Aluminium frame	VX 7521 3D

Installation tools

Jig		Universal milling frame
Template	No. 5 250353 5	VX 7749/160-4/40 Care
		VX 7749/160-4/65 Care
	No. 5 251094 5	VX 7749/160-4/45 Care
		VX 7749/160-4/50 Care
		VX 7749/160-4/70 Care

Model variants

VX 7749/160-4/40 Care
VX 7749/160-4/45 Care
VX 7749/160-4/50 Care
VX 7749/160-4/65 Care
VX 7749/160-4/70 Care

Detailed information available in our PRODUCTSELECTOR at www.simonswerk.com

Note

i The above-mentioned load capacity relates to two hinges per door leaf (1x2 m). Here the load capacities of the respective combined receiver also have to be taken into consideration. Furthermore, the different door leaf thicknesses of 40 mm, 45 mm, 50 mm, 65 mm and 70 mm have to be taken into account. When ordering, the exact type of hinge must be specified. Depending on the material and the load placed on the door, we recommend using a carrying dowel 12x60 mm for each hinge – version available with security pin (MSTS).

VISIT OUR PRODUCTSELECTOR ON:
www.simonswerk.com



SIMONSWERK GmbH

Bosfelder Weg 5
D-33378 Rheda-Wiedenbrück
Germany

Fon +49 (0)5242/413-0
Fax +49 (0)5242/413-260

sales@simonswerk.de
www.simonswerk.com

Productbrochure VARIANT® Care, 5 800397 0 00001/1.0
SIMONSWERK do not accept responsibility for misprints and subsequent specification changes
although every effort has been made to avoid any errors during preparation of this brochure.

